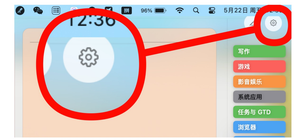

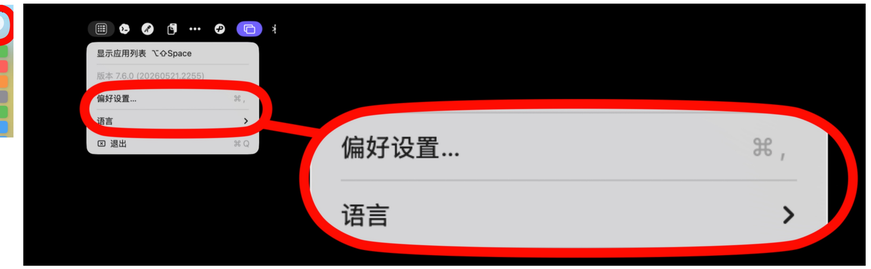

Abrir ajustes

1. Barra de menus
2. Ícone sup. direito
3. Command+,

Abrir busca rápida

Space -- só na tela principal

fn+Space -- funciona globalmente

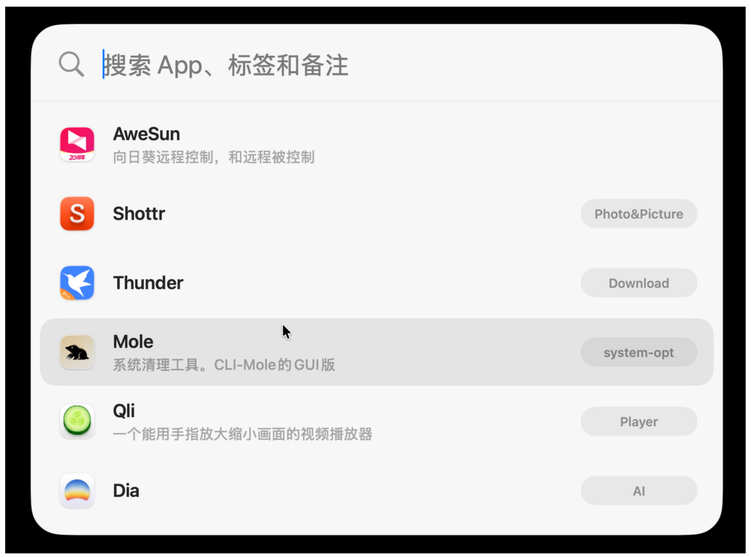

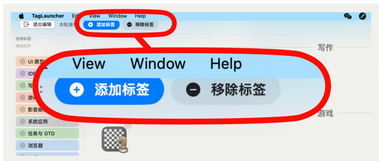

Clique em Editar para editar

- Nota: dois modos: adicionar ou remover tags

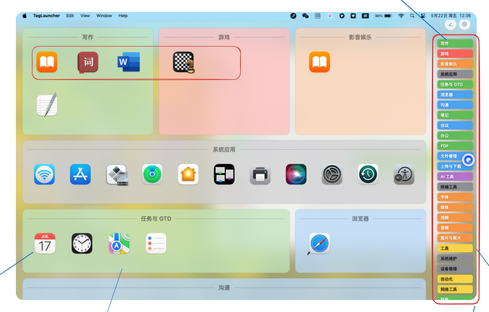

Arraste ícones para outro grupo

- Arrastar com Alt copia; arrastar move

Arraste para o espaço entre grupos para remover esta tag

- O app deixará de pertencer a essa categoria

Arraste para uma tag lateral para adicioná-la

- Adiciona a tag ao app. Um app pode ter várias tags

Tamanho dos ícones

Ajuste aqui

Tags padrão

Excluir / nome / cor

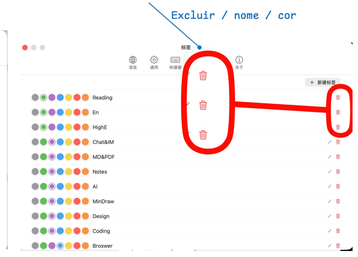

Reordenar tags

Clique direito para editar notas